







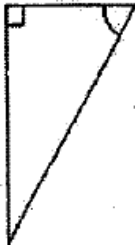




Trigonometry Worksheet T1 – Labelling Triangles

Label the sides of the triangles below with O for Opposite, A for Adjacent and H for Hypotenuse,

<p>1.</p> 	<p>7.</p> 
<p>2.</p> 	<p>8.</p> 
<p>3.</p> 	<p>9.</p> 
<p>4.</p> 	<p>10.</p> 
<p>5.</p> 	<p>11.</p> 
<p>6.</p> 	<p>12.</p> 